

Introducing the Deluxe Profile Workstation



Deluxe Profile Workstation without Screen are designed to maximise space and boost productivity in any workplace. Available in three standard top sizes, each features a handy scallop for easy cable access and recessed leg for full legroom, making them ideal for long workstation runs. No dividing partitions supports a full inclusive workspace where work place interaction is encouraged.

Choose from single-sided or back-to-back configurations to suit your office layout. All models are offered in three sizes, two frame colours, and two worktop colours, ready for immediate delivery

Description

- Black or White Frame
- 60mm x 30mm Profile Leg
- Dual Cross Bar for added Stability
- Adjustable Leveling Feet
- Natural White or Natural Oak Worktop
- EO Enviroboard Melamine work surface with rear Cable scallop
- No Partition
- AFRDI Certified
- 5 Year Warranty




Dimensions

Worktop

- 1200mm W x 750mm D
- 1500mm W x 750mm D
- 1800mm W x 750mm D

Colour

Top Finishes



Frame Colour



Single Sided Configurations



1 person



2 person



3 person



4 person



5 person

Double Sided Configurations



2 person



4 person



6 person



8 person



10 person

90 degree



1 person


120 degree




3 person

Colours

WORKTOP




natural oak



natural white

FRAME



black

white